



---

## **COVID-19 UPDATE AS OF APRIL 9**

As we enter one of the holiest weekends of the year, we should all maintain social distancing policies and seek alternative means to enjoy our extended families, like Skyping or Zooming. Sharing holidays with friends and loved ones is part of the fabric of who we are. Many religious services are now available online. Although this “new normal” may not provide as much satisfaction, we must still be socially responsible and not flood our houses of worship in person.

I'd like to wish each and every one of you an enjoyable and safe Good Friday, Easter and Passover. Please take this time to remember and reflect on what is most important to you and your loved ones.

Today's newsletter includes:

- Testing site information for South County Civic Center in Delray Beach;
- New DEO website and information for applying for reemployment assistance;
- DEO paper application information;
- Food Distribution site for Greenacres on Friday, April 10
- Additional food resources from the City of Delray Beach;

- Florida Department of Agriculture and Consumer Services new "Florida Farm To You" and "Keep Florida Growing" initiatives;
- CDC guidance on the use of cloth masks and how to "DIY" at home;
- Palm Beach County Housing Authority assistance;
- Information pertaining to enrollment in the Affordable Care Act, from Epilepsy Florida;
- Emergency Personnel Child Scholarship Program info from Early Learning Coalition of Palm Beach County;
- Information from the Humane Society of the United States and American Veterinary Medical Association about keep pets safe;
- Palm Beach County Victims Services info; and
- disaster recovery assistance information for businesses.

My office remains committed to you and your family's well-being, so please do not hesitate to reach out for any needs you may have. We will do our best to provide you with relevant information and contacts.

---

**TESTING SITE AT SOUTH COUNTY CIVIC CENTER**



## Do you think you may have Coronavirus (COVID-19)?

Start by calling Cleveland Clinic at **561.804.0250**.

- You will be advised what to do next following this appointment.
- If you have chest pain, severe shortness of breath, dizziness, a severe headache, or other life-threatening problems, please go to the nearest emergency department or call 911.

For questions or more information, call the Florida Department of Health 24/7 hotline at **866.779.6121**.

*New testing site at the South County Civic Center opening tomorrow, Tuesday, April 7. Appointments can be made starting today by calling 561-804-0250.*



For immediate release:  
Contact:

April 5, 2020  
Public Affairs  
561-712-6358

### **South Palm Beach County COVID-19 Testing Site Opening at South County Civic Center**

A Palm Beach County COVID-19 drive thru testing site in collaboration with the Board of County Commissioners, Cleveland Clinic Florida, the Florida National Guard, and the Florida Division of Emergency Management will open on Tuesday April 7 at 8:00 A.M. The testing site is located at the South County Civic Center, 16700 Jog Road, Delray Beach, FL 33446. The Cleveland Clinic Florida will be scheduling appointments and handling testing and Palm Beach County, with the assistance of the National Guard, will handle the operation and logistics of the site. Testing kits will be obtained through the Florida Division of Emergency Management.

Telephone registration and appointment scheduling will begin on Monday, April 6, 2020 at 10:00 A.M. Beginning Tuesday, April 7, the phone line will be open 7: 00 A.M. to 7:00 P.M., seven days a week. Following Tuesday's opening, testing will be available Monday through Friday from 8 A.M. to 4:00 P.M. and Saturday from 8 A.M. to 12 P.M. Preapproval and appointments are required. Individuals requesting testing will be approved through telephone screening conducted by Cleveland Clinic Florida. Screening criteria will include presence of symptoms, exposures, and risk factors.

A brief telephone interview will be conducted to determine eligibility for COVID-19 testing. There may be a high volume of calls, but staff will get to them as quickly as possible. Callers approved for testing will be given an appointment date and time slot for arrival at the testing site. Appointments can be made at 561-804-0250. Upon arrival at the site, a rapid check-in procedure will be conducted that will include verification of appointment time.

Individuals without appointments will be turned away and directed to call Cleveland Clinic of Florida to schedule an appointment. The check-in procedures and the testing (swab sample collection) will be conducted through an open window of the vehicle. No one will be permitted to leave their vehicles.

Testing results will be reported to Cleveland Clinic Florida who will notify the patient and the Palm Beach County Health Department. Results can be expected in up to five days, however, it may take longer. Individuals testing positive will be advised of isolation and quarantine protocols and referred for medical care if necessary.

###

---

**Florida Department of Economic Opportunity Announces New Mobile-Friendly Site to Apply for Reemployment Assistance**

**Tallahassee, Fla.** – Today, the Florida Department of Economic Opportunity (DEO) announced a new, mobile-friendly online application for Reemployment Assistance available at [www.FloridaJobs.org/RAApplication](http://www.FloridaJobs.org/RAApplication).

Floridians who do not have a current open Reemployment Assistance claim should complete their application online at [www.FloridaJobs.org/RAApplication](http://www.FloridaJobs.org/RAApplication).

To utilize the user-friendly online Reemployment Assistance application or to download the paper Reemployment Assistance application, Floridians should visit [www.FloridaJobs.org/COVID-19](http://www.FloridaJobs.org/COVID-19). If a Floridian chooses to submit a paper application for Reemployment Assistance benefits, they should mail their application to DEO, and a representative will call when their application is processed.

Any Floridian who has lost their job due to COVID-19, is encouraged to complete a Reemployment Assistance application. The following are the steps needed to complete an application online or by mail.

### **Step 1 – Collect all information needed to complete the Reemployment Application.**

You will need the following information to submit an application for Reemployment Assistance benefits. You are encouraged to collect the following documents and information before beginning the application process.

- Social Security number
- Driver's License or State ID number
- Employment information for the last 18 months for each employer:
- Employer ID - FEIN number (this is found on your W2 or 1099 tax form), if available
- Employer name (name on pay stub), address, and phone number
- First and last day of work
- Gross earnings (before taxes are taken out) covering the last 18 months
- Reason for separation

If you are one of the following, make sure you have this additional information available:

- Not a U.S. Citizen: Alien Registration Number or other work authorization form
- Military employee: Copy of your DD-214 Member 4; If you do not have the Member 4, then a copy of your Member 2-7 may be used.
- Federal employee: SF-8 or SF-50
- Union member: Union name, hall number, and phone number

### **Step 2 – Submit your Reemployment Assistance application.**

You can apply online at [www.FloridaJobs.org/RAApplication](http://www.FloridaJobs.org/RAApplication) or print an application for Reemployment Assistance at [www.FloridaJobs.org/COVID-19](http://www.FloridaJobs.org/COVID-19). Paper applications may take longer to process than completing an online application.

Paper applications can be mailed to:

**Florida Department of Economic Opportunity**  
**P.O. Box 5350**  
**Tallahassee, FL 32314-5350**

CareerSource locations across the state are available to assist with completing and submitting your online application. They are also available to provide paper applications. Visit [CareerSourceFlorida.com](http://CareerSourceFlorida.com) for center locations.

FedEx is also offering Floridians the option to print and mail applications for Reemployment Assistance at locations throughout the state free of charge.

Visit <https://local.fedex.com/en-us/fl/> to find a participating location near you.

### **Step 3 – Receive your Reemployment Assistance application confirmation.**

If you mail your Reemployment Assistance application to DEO, a representative will contact you after your application is processed.

A written determination will be provided electronically and/or by mail to explain if you are monetarily eligible, and if you are, what your weekly benefit amount will be.

For more information about Reemployment Assistance benefits and how to apply, visit DEO's mobile-friendly site [www.FloridaJobs.org/COVID-19](http://www.FloridaJobs.org/COVID-19).

---


## **Printable Version of the Reemployment Assistance Application**

On Friday, the Department of Economic Opportunity finally released a [downloadable version](#) of the Reemployment Assistance Application. Tens of thousands of Floridians have been unable to access the system's website for weeks. Those who have lost their jobs and are seeking economic security are encouraged to fill out the document, print it, and mail it to:

Florida Department of Economic Opportunity

P.O. Box 5350  
Tallahassee, FL 32314-5350

***If you do not have access to a printer, our office will be providing printed applications in a box (see pictures below - location is in front of glass doors by the "Little Free Library" in black tote) located in front of the Children's Services Center building, located at 2300 High Ridge Rd #161, Boynton Beach, FL 33426. Please consider wearing personal protective equipment, like masks and gloves, when traveling to the office.***





# DRIVE-THRU FOOD DISTRIBUTION

**Friday, April 10, 2020**  
**9:00 a.m. - 11:00 a.m.**

Greenacres Community Center  
501 Swain Boulevard  
Greenacres, FL 33463

To ensure the health safety of volunteers and community members, we must adhere to the COVID-19 CDC guidelines. Please remain in your car and open the trunk when it's your turn in line.

**Food is distributed first come,  
first served while supplies last.**

If you're unable to get food, please visit [feedingsouthflorida.org/covid19](https://feedingsouthflorida.org/covid19) and use the agency locator to find a food pantry in your zip code.

Please be rest assured there are other food distribution sites in your community.

WITH SUPPORT FROM:



---

**City of Delray Beach - Additional Food Resources**

#### Prepared Meal Pick-up

Location, Organization	Requirements	Sunday	Monday	Tuesday	Wednesday	Thursday	Friday	Saturday
Cros Ministries Delray Beach Public Library 100 W. Atlantic Ave. Delray Beach	Homeless		12:00-12:50 pm	12:00-12:50 pm	12:00-12:50 pm	12:00-12:50 pm	12:00-12:50 pm	
Pompey Park 1101 NW 2 <sup>nd</sup> St. Delray Beach	Seniors, must be registered for the program		11:00 am-1:00 pm		11:00 am-1:00 pm		11:00 am-1:00 pm	
Village Academy 400 SW 12 <sup>th</sup> Ave. Delray Beach	Student id needed, grab and go breakfast and lunch		11:00 am-1:00 pm	11:00 am-1:00 pm	11:00 am-1:00 pm	11:00 am-1:00 pm	11:00 am-1:00 pm	
The Soup Kitchen 8645 W. Boynton Bch. Blvd. Boynton Beach	No restrictions		9:00-11:30 am	9:00-11:30 am	9:00-11:30 am	9:00-11:30 am	9:00-11:30 am	9:00-11:30 am
Achievement Center 555 NW 4 <sup>th</sup> Ave. Delray Beach Parking Lot FLIPANY	Children, grab and go dinners		3:00-5:00 pm	3:00-5:00 pm	3:00-5:00 pm	3:00-5:00 pm	3:00-5:00 pm	
Catherine Strong Park 1500 SW 6 <sup>th</sup> Street Delray Beach Farms to Families Boys and Girls Club, Lox Farms, Living Hungry	No restrictions						2:00-4:00 pm	
Trinity Lutheran Church North Parking lot 400 N. Swinton Ave. Delray Beach	No restrictions		11:00 am-1:00 pm	11:00 am-1:00 pm	11:00 am-1:00 pm	11:00 am-1:00 pm	11:00 am-1:00 pm	

#### Food Pantries

Location, Organization	Requirements	Sunday	Monday	Tuesday	Wednesday	Thursday	Friday	Saturday
Boca Raton Boca Helping Hands, Inc (561) 417-0913, 1500 NW 1st Court, Boca Raton, or BocaHelpingHands.org	None		9:00 am-12:30 pm	9:00 am-12:30 pm	9:00 am-12:30 pm	9:00 am-12:30 pm	9:00 am-12:30 pm	9:00 am-12:30 pm
Boynton Beach (561) 853-4097 Alicia's Family Service Center (formerly Haitian Pentecostal)	None						4:00-6:00 pm	
Jacobson Family Food Pantry 430 S. Congress Ave. Delray Beach	Delray and Boca residents, fill out application, provide state id, proof of residency, letter of termination and one-month bank statement		9:00 am-3:00 pm	9:00 am-3:00 pm	9:00 am-3:00 pm	9:00 am-3:00 pm	9:00 am-3:00 pm	

## FDACS & Commissioner Nikki Fried Create List Connecting Farmers & Buyers

Tallahassee, Fla. – Today, Agriculture Commissioner Nicole “Nikki” Fried and

the **Florida Department of Agriculture and Consumer Services** announced the creation of a [Florida Farm to You commodities list](#), connecting potential buyers with farmers and producers of Florida-grown commodities like fresh produce, seafood, poultry, and more.

With restaurants and foodservice businesses closed due to COVID-19, agricultural producers across the country have struggled to sell perishable products like fruits and vegetables. The [Florida Farm to You commodities list](#) is updated daily with Florida-grown products including tomatoes, watermelons, lettuce, blueberries, oysters, chicken, tilapia, and more.

By emailing [FLFarmToYou@FDACS.gov](mailto:FLFarmToYou@FDACS.gov), Florida farmers can have their available products listed. Buyers, food banks, and consumers can directly connect with growers selling these products using contact information on the list. Commissioner Fried has also [spoken with large retailers](#) including Publix, Walmart, and Whole Foods, as well as state agencies and the U.S. Department of Agriculture, [requesting that they purchase or stock](#) more Florida-grown commodities. Sprouts Farmers Markets [recently indicated](#) they would increase efforts to stock more Fresh From Florida and Florida-grown products.

“We have worked tirelessly to support Florida’s farmers during COVID-19 by connecting them with buyers and consumers, and our Florida Farm To You commodities list is the latest way we’re doing so,” said **Commissioner Nikki Fried**. “There’s no silver bullet to solving the decreased demand from foodservice businesses, but by connecting our agricultural producers with willing takers, we can help move Florida-grown products from fields to consumers.”

# KEEP FLORIDA GROWING: VIDEO HOW-TO

Keep your message simple, see the 3 parts we've broken it down into below. There are some examples of what you might say, but we want you to use your own words — it's more impactful that way. The one specific line we would like you to end the video with is "Together, we can keep Florida growing." Just remember, keep it simple and short. Videos should no be longer than 45 seconds.

## 1: INTRODUCTION

**Introduce yourself and your farm.** Ex: "Hi, I'm Jack from General Farms in Immokalee. We're a 4th generation family farm and a small business that employs people in our community. We grow a variety of produce, mainly tomatoes, peppers, and cucumbers."

## 2: CURRENT SITUATION

**Explain issues caused by COVID-19.** Ex: "Usually, we sell our produce to high-volume buyers, like restaurants and food processing facilities — but the coronavirus has lowered demand for those purchases, causing our crops to sit unsold."

## 3: CALL TO ACTION

**Tell viewers to buy Florida-grown.** Ex: "We need consumers to buy Florida-grown produce. Look for Florida products at your grocery store or market, if you don't see any, ask an employee. We're working to feed our state, and the country, but we need your support — together, we can keep Florida growing."

## VIDEO TIPS:

**LANDSCAPE:** Hold phone horizontally.

**IN FOCUS:** Get subject in the shot, tap on their face on screen to focus before recording.

**GOOD LIGHTING:** Avoid filming with a light source behind the subject—make sure the light source is facing the front of the subject.

**GOOD ANGLE:** Frame your subject in the center, leave some space above their head.

**STEADY, NOT SHAKY:** Use both hands, hold steady. If you have shaky hands, try resting your elbows on a hard surface if possible.

**SPEAK UP:** If you're on camera, speak loudly & clearly.

**HIGH QUALITY:** Go to Camera Settings on your phone. Many phones can film in 4K (high definition). Choose the highest-quality option possible (4K is highest, 720p is lowest.)

## SEND VIDEOS:

**TEXT VIDEOS** to us at (850) 631-1450.

Make sure you are connected to WiFi when sending.

Or **UPLOAD TO OUR DROPBOX** with this link: [Bit.ly/FDACSCContentUpload](https://bit.ly/FDACSCContentUpload)

You can upload from your phone. Use the link above, and click "choose files." Then click "photo library" and choose your video from the camera roll. Use WiFi when uploading.

If you have any questions, please email us at [Comms@FDACS.gov](mailto:Comms@FDACS.gov)

# Use of Cloth Face Coverings to Help Slow the Spread of COVID-19

## How to Wear Cloth Face Coverings

Cloth face coverings should—

- fit snugly but comfortably against the side of the face
- be secured with ties or ear loops
- include multiple layers of fabric
- allow for breathing without restriction
- be able to be laundered and machine dried without damage or change to shape

## CDC on Homemade Cloth Face Coverings

CDC recommends wearing cloth face coverings in public settings where other social distancing measures are difficult to maintain (e.g., grocery stores and pharmacies), **especially** in areas of significant community-based transmission.

CDC also advises the use of simple cloth face coverings to slow the spread of the virus and help people who may have the virus and do not know it from transmitting it to others. Cloth face coverings fashioned from household items or made at home from common materials at low cost can be used as an additional, voluntary public health measure.

Cloth face coverings should not be placed on young children under age 2, anyone who has trouble breathing, or is unconscious, incapacitated or otherwise unable to remove the cloth face covering without assistance.

The cloth face coverings recommended are not surgical masks or N-95 respirators. Those are critical supplies that must continue to be reserved for healthcare workers and other medical first responders, as recommended by current CDC guidance.

## Should cloth face coverings be washed or otherwise cleaned regularly? How regularly?

Yes. They should be routinely washed depending on the frequency of use.

## How does one safely sterilize/clean a cloth face covering?

A washing machine should suffice in properly washing a cloth face covering.

## How does one safely remove a used cloth face covering?

Individuals should be careful not to touch their eyes, nose, and mouth when removing their cloth face covering and wash hands immediately after removing.



(5/21/2020) 04:04:00 PM

[cdc.gov/coronavirus](https://cdc.gov/coronavirus)

## Sewn Cloth Face Covering

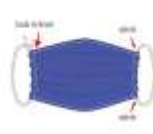
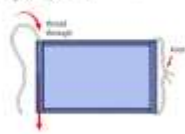
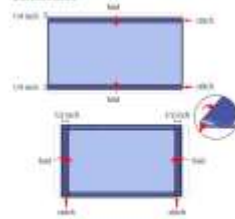
### Materials

- Two 10"x10" rectangles of cotton fabric
- Two 4" pieces of elastic for ear loops, string, cloth strips, or hair ties
- Needle and thread (or bobbin pin)
- Scissors
- Sewing machine



### Tutorial

1. Cut out two 10-by-10-inch rectangles of cotton fabric. Use tightly woven cotton, such as quilting fabric or cotton sheets. T-shirt fabric will work in a pinch. Mark the two rectangles; you will sew the cloth face covering as if it was a single piece of fabric.
2. Fold over the long sides to inch and hem. Then fold the double layer of fabric over 1/2 inch along the short sides and stitch down.
3. Pin elastic's length of 10 inch side elastic through the wider hem on each side of the cloth face covering. These will be for ear loops. Use a large needle or a foldy pin to thread it through. Do the other side.
4. Gently pull on the elastic so that the hems are tucked inside the hem. Gather the sides of the cloth face covering on the elastic and adjust to fit your face. Then securely stitch the elastic in place to keep it from slipping.



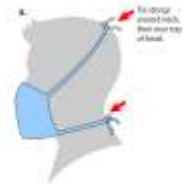
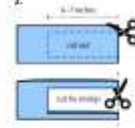
## Quick Cut T-shirt Cloth Face Covering (no sew method)

### Materials

- T-shirt
- Scissors

### Tutorial

1. Cut a T-shirt into a rectangle. The rectangle should be 10 inches wide and 10 inches high.
2. Fold the rectangle in half. The fold should be along the long side.
3. Cut the folded fabric into a rectangle. The rectangle should be 10 inches wide and 10 inches high.
4. Cut the rectangle into a shape that will fit over your nose and under your chin. The shape should be 10 inches wide and 10 inches high.
5. Tie the string around your head. The string should be 10 inches long.



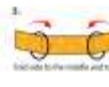
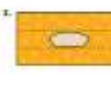

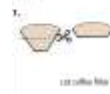
## Bandana Cloth Face Covering (no sew method)

### Materials

- Bandana (or square cotton cloth approximately 20"x20")
- Coffee filter
- Rubber bands (or hair ties)
- Scissors (if you are cutting your own cloth)

### Tutorial

1. Cut a coffee filter into a square. The square should be 10 inches wide and 10 inches high.
2. Fold the square in half. The fold should be along the long side.
3. Cut the folded fabric into a rectangle. The rectangle should be 10 inches wide and 10 inches high.
4. Tie the rubber bands around your head. The rubber bands should be 10 inches long.
5. Tie the coffee filter around your head. The coffee filter should be 10 inches long.
6. Tie the coffee filter around your head. The coffee filter should be 10 inches long.
7. Tie the coffee filter around your head. The coffee filter should be 10 inches long.



# PBC Housing Programs Continue to Provide Assistance

The Department of Housing & Economic Sustainability (DHES) continues to offer assistance to Palm Beach County homeowners and prospective renters.

The Mortgage and Housing Investments staff offers assistance through the following programs:

- Foreclosure Prevention – Funding may be provided to assist with delinquent mortgage payments, property taxes and homeowner insurance to prevent foreclosure. Applicants can apply for up to \$20,000.
- Rental Assistance – Funding may be provided to assist with rental security deposits, utility deposits, connection fees, housing stability counseling and rent payments up to 12 months. The best way to apply for assistance is through the Department of Community Services electronic system via the link below or by calling (561) 904-7900.  
<https://secure.co.palm-beach.fl.us/CSDServiceEligibility/Account/Login.aspx>
- The Purchase Assistance Program assists pre-approved applicants with financial assistance to purchase their first home.
- The Rehabilitation/Repair Housing Assistance Program assists approved clients with rehabilitation or emergency repair to their owner-occupied homes.
- The Workforce Housing Program assists approved buyers purchase homes at one of the workforce housing sites.

To discuss housing needs and available funding, contact DHES at 561-233-3600, or visit <http://discover.pbcgov.org/hes/Pages/default.aspx>. Staff is available to provide assistance.

###

---

**You must act quickly! You have 60 days to sign up for health insurance through the Health Insurance Marketplace if you have experienced one of these events.**



**Call Epilepsy Florida for free in-person assistance from a Healthcare Marketplace Navigator.**

**1-877-553-7453**

"The project described was supported by Funding Opportunity Number CA-MAY-19-001 from the U.S. Department of Health & Human Services, Centers for Medicare & Medicaid Services. The contents provided are solely the responsibility of the authors and do not necessarily represent the official views of HHS or any of its agencies."

***This information is provided by the non-profit organization Epilepsy Florida:***

*We are currently in a Special Enrollment Period where consumers who experience qualifying events, such as a drastic change in income, loss of a job or loss of healthcare coverage can apply for health insurance through Healthcare.gov. Consumers have a 60 day window to enroll or modify their healthcare coverage either before their qualifying event or after their qualifying event and will have to submit documentation of life change to the marketplace prior to them being granted a special enrollment window. In many cases, proof of income and immigration is also necessary.*



Early Learning Coalition  
of Palm Beach County

*Ready to Learn. Ready for Life.*

## EMERGENCY PERSONNEL CHILD CARE SCHOLARSHIP PROGRAM

Calling All First Responders, Emergency  
Personnel, and Critical Response Workers

- No Income Eligibility
- Streamlined Application
- Immediate Child Care

To Apply | 561.514.3300



FOR IMMEDIATE RELEASE

Contact: Megan Kossove  
Phone: 561.253.4094  
[megan.kossove@elcpalmbeach.org](mailto:megan.kossove@elcpalmbeach.org)

## **EARLY LEARNING COALITION OF PALM BEACH COUNTY OFFERS CHILD CARE SCHOLARSHIPS FOR FIRST RESPONDERS AND EMERGENCY PERSONNEL FAMILIES**

### ***Child Care scholarships for those on the front-line of the COVID-19 response effort***

**PALM BEACH COUNTY, FL (April 2, 2020)** –First responders, emergency personnel, and other essential workers in Palm Beach County with child care needs will soon get some relief.

The Early Learning Coalition of Palm Beach County is offering a limited number of child care scholarships for those serving on the front-line of the COVID-19 response effort. Many of these hard-working families and single parents are having a difficult time finding child care because their current provider may have temporarily closed. The Early Learning Coalition is poised to help. Not only can the Coalition quickly connect parents to high-quality child care, but the Coalition now has the ability to provide a scholarship for child care for up to 60 days for these critical employees. All first responders, emergency personnel, and critical response workers can apply. There is no income eligibility requirements for this program.

This program would not be possible without the steadfast support of Dr. Lisa Williams-Taylor, and the entire Children's Services Council of Palm Beach County organization, along with a generous donation from a private foundation in Palm Beach County.

"Now that the school district is closed until further notice, our first responders and emergency personnel need safe and consistent high-quality child care for their young children and elementary-aged children," said Warren Eldridge, CEO of the Early Learning Coalition of Palm Beach County. "The last thing they need to worry about right now is finding and paying for child care for their children...it's the least we could do to help."

**About ELCPBC Emergency Personnel Child Care Scholarship Program:** If you are a first responder, emergency personnel, or essential worker in Palm Beach County with children aged 6 weeks to 12 years old, please call our family resource line: 561.514.3300 to apply.

**About the Early Learning Coalition of Palm Beach County:** The Early Learning Coalition of Palm Beach County makes sure that every child is ready to succeed in school and life. We coordinate with community partners to provide parents with information and assistance to select high-quality child-development services, including [Voluntary Prekindergarten](#), [School Readiness](#), and other vital early learning programs. For more information, visit: [elcpalmbeach.org](http://elcpalmbeach.org)

---

# Can pets spread COVID-19?

There is no evidence  
that companion animals  
such as dogs or cats  
can spread COVID-19.



THE HUMANE SOCIETY  
OF THE UNITED STATES



HUMANE SOCIETY  
INTERNATIONAL



HUMANE SOCIETY  
LEGISLATIVE FUND

*If you are sick, try to have someone else watch your pet and keep him/her as clean as possible using what you would on yourself. When you are feeling better, wash your pet thoroughly with blue Dawn soap and warm water. Scrub your pet's fur vigorously for several minutes. Then, allow others to see and pet your baby. For more information about keeping pets safe, click [here](#).*

---

## Palm Beach County Victims Services

The Palm Beach County Victim Services & Certified Rape Crisis Center helpline is available for information, options and support: 561-833-7273. Services are free,

confidential and private.

---

## **COVID-19 Business Disaster Recovery Assistance**

The state of Florida and federal government are now offering low to zero-interest loans to small businesses and private non-profits that have struggled to meet their financial obligations under the weight of the coronavirus shutdown. See below for details and links:

**Florida Small Business Emergency Bridge Loan** - these are short-term, zero-interest loans of up to \$50,000, available to for-profit businesses affected by the coronavirus pandemic. To determine if your business is eligible, please follow the hyperlink [here](#).

**U.S. SBA Economic Injury Disaster Loan** - low-interest loans of up to \$2 million are available to small businesses, small agricultural cooperatives, small businesses engaged in aquaculture, and most private nonprofit organizations that have suffered substantial economic loss as a result of the coronavirus pandemic. Follow the hyperlink [here](#) to learn more.

---



Stay healthy and remember to practice good hygiene!

*Spri Benna*



#### District Office

2300 High Ridge Road  
Suite 161  
Boynton Beach, FL, 33426  
561.292.6014

## Contact us!



[facebook.com/loribermanfla](https://facebook.com/loribermanfla)



[@loriberman](https://twitter.com/loriberman)



[@loribermanfla](https://www.instagram.com/loribermanfla)



[berman.lori.web@flsenate.gov](mailto:berman.lori.web@flsenate.gov)

#### Staff

Daniel Delagrang  
Evelyn DuPlecy  
Abby Ross



#### Tallahassee Office

311 Senate Office Building  
404 South Monroe Street  
Tallahassee, FL, 32399  
850.487.5031